

## Installation Guide - Unified Drivers 64 bit

**Important Notice: If an older version of the ORION Driver is installed on the system, this version MUST be removed by running the Uninstall Routine of exactly the installed version**

**The Uninstallation of any old ORION Driver is a prerequisite to a successful installation**

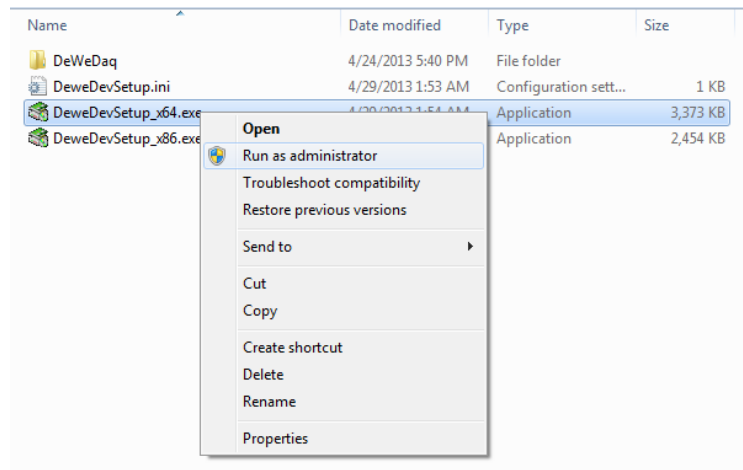
**Save the Zip File <<Orion1616\_2.0.0.x.zip>> to Harddisk**

**Unpack the Zip File**

**Open the Folder ..\ Orion1616\_2.0.0.x\DeweDevInstall\**

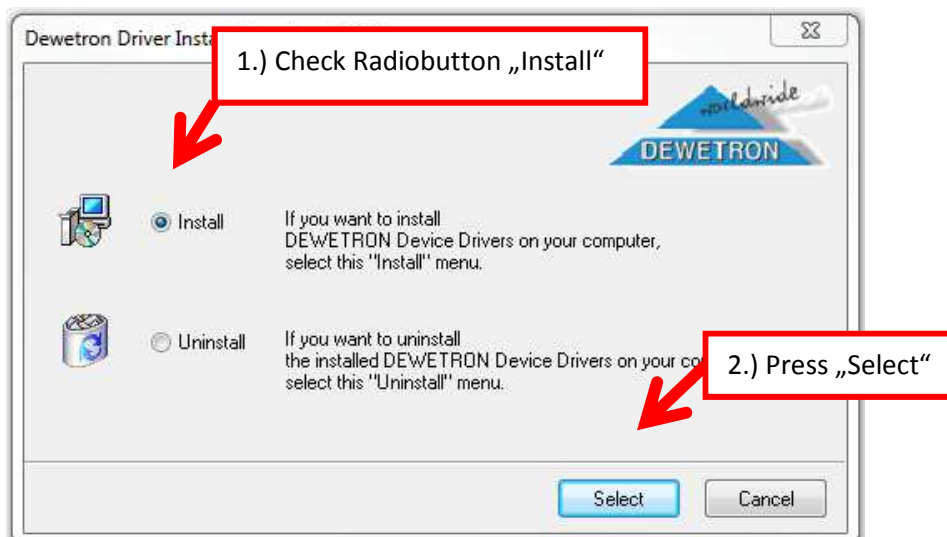
**Run the Executable <<DeweDevSetup\_x64.exe>> as Administrator**

To run as Administrator right-click on the file and select the Line "Run as Administrator" in the Pop-up Menu (see Screenshot below)



(If a Windows Message appears, that the program should be allowed to perform changes to the system → Accept with YES Button)

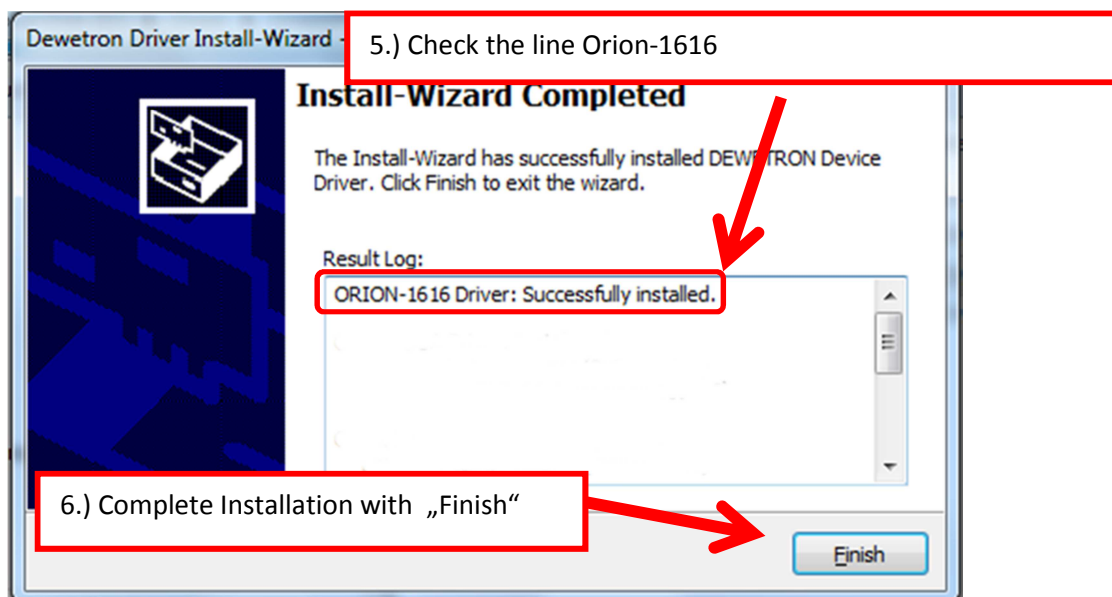
### **Setup Screen Orion Driver Installation**





#### Installation program starts

Note: Please confirm all Windows System Messages regarding the Trustworthiness of the Driver



## Reboot the System

After Reboot open Device Manager to check the correct driver installation

